

Central Oregon Weekly Flu Report

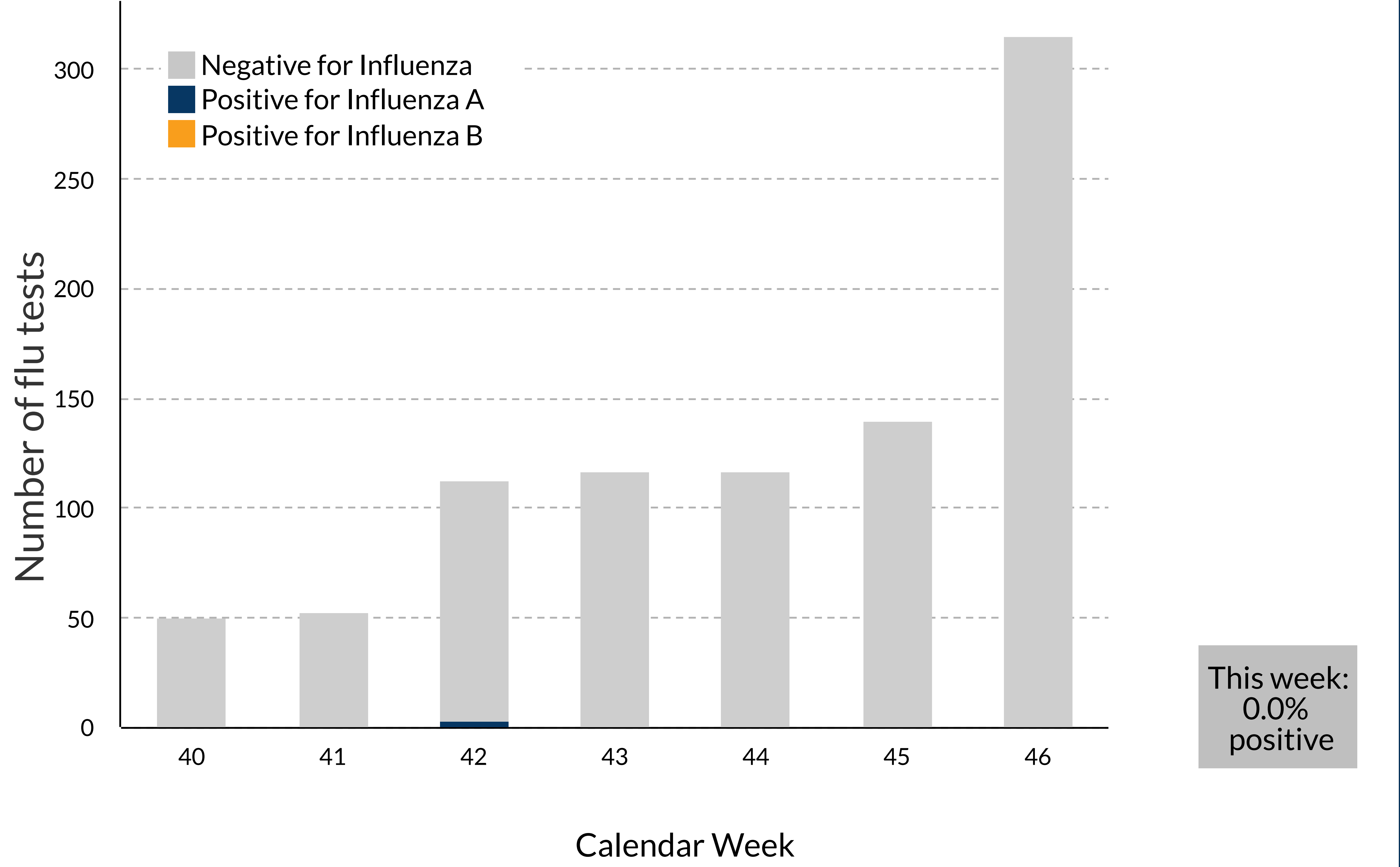
November 20, 2020



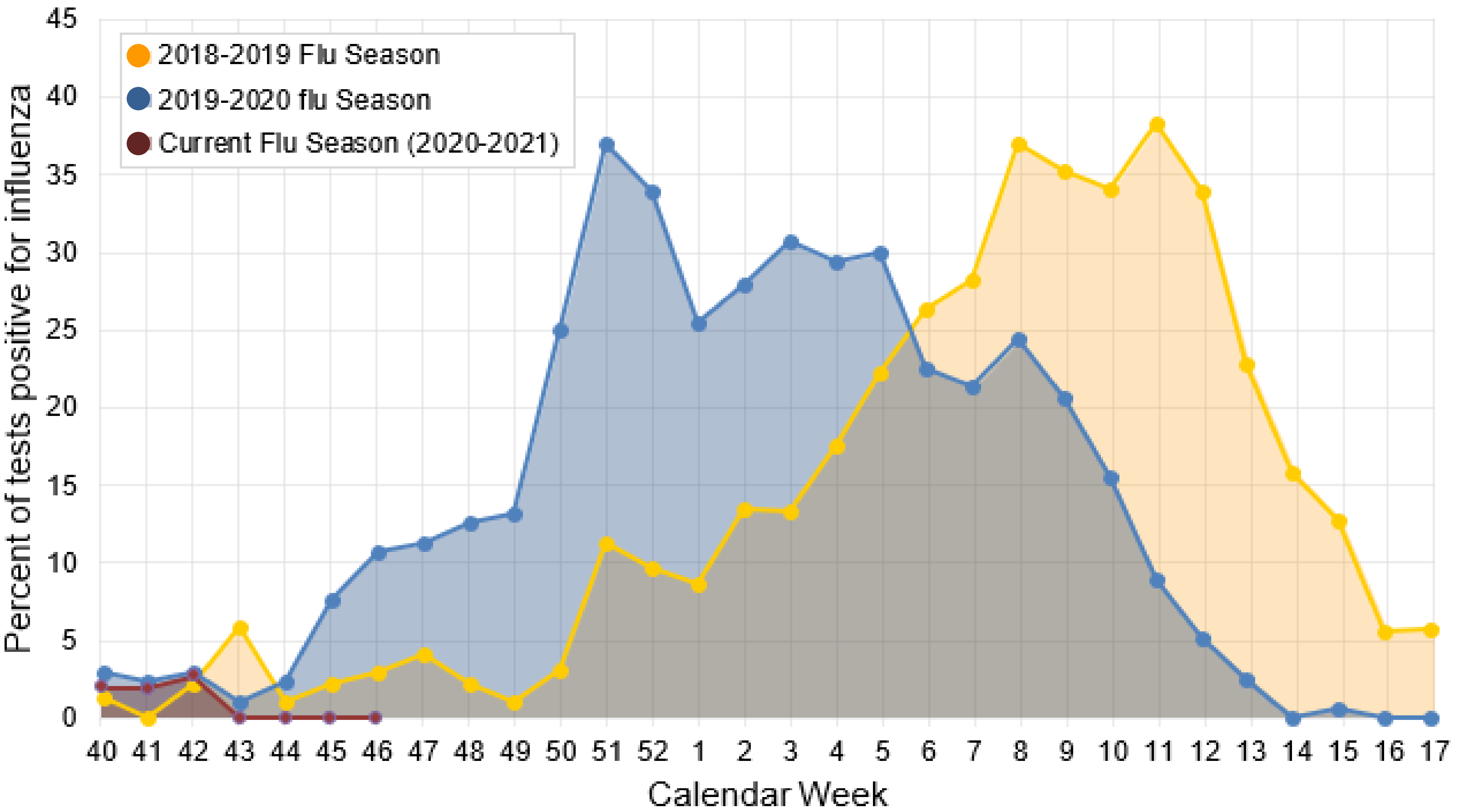
Flu surveillance summary

| | 10/25-10/31 (Week 43) | 11/01-11/07 (Week 43) | Current Week 11/08-11/14 (Week 44) | Cumulative 2020-2021 flu season |
|---|--------------------------|--------------------------|--|---------------------------------------|
| Total number of influenza tests from reporting labs | 117 | 140 | 315 | 905 |
| Number of positive influenza tests (% positive) | 0(0.0%) | 0(0.0%) | 0(0.0%) | 5(0.6%) |
| Number of Type A positive influenza tests (% of all positive tests) | 0(0.0%) | 0(0.0%) | 0(0.0%) | 2(40.0%) |
| Number of Type B positive influenza tests (% of all positive tests) | 0(0.0%) | 0(0.0%) | 0(0.0%) | 3(60.0%) |

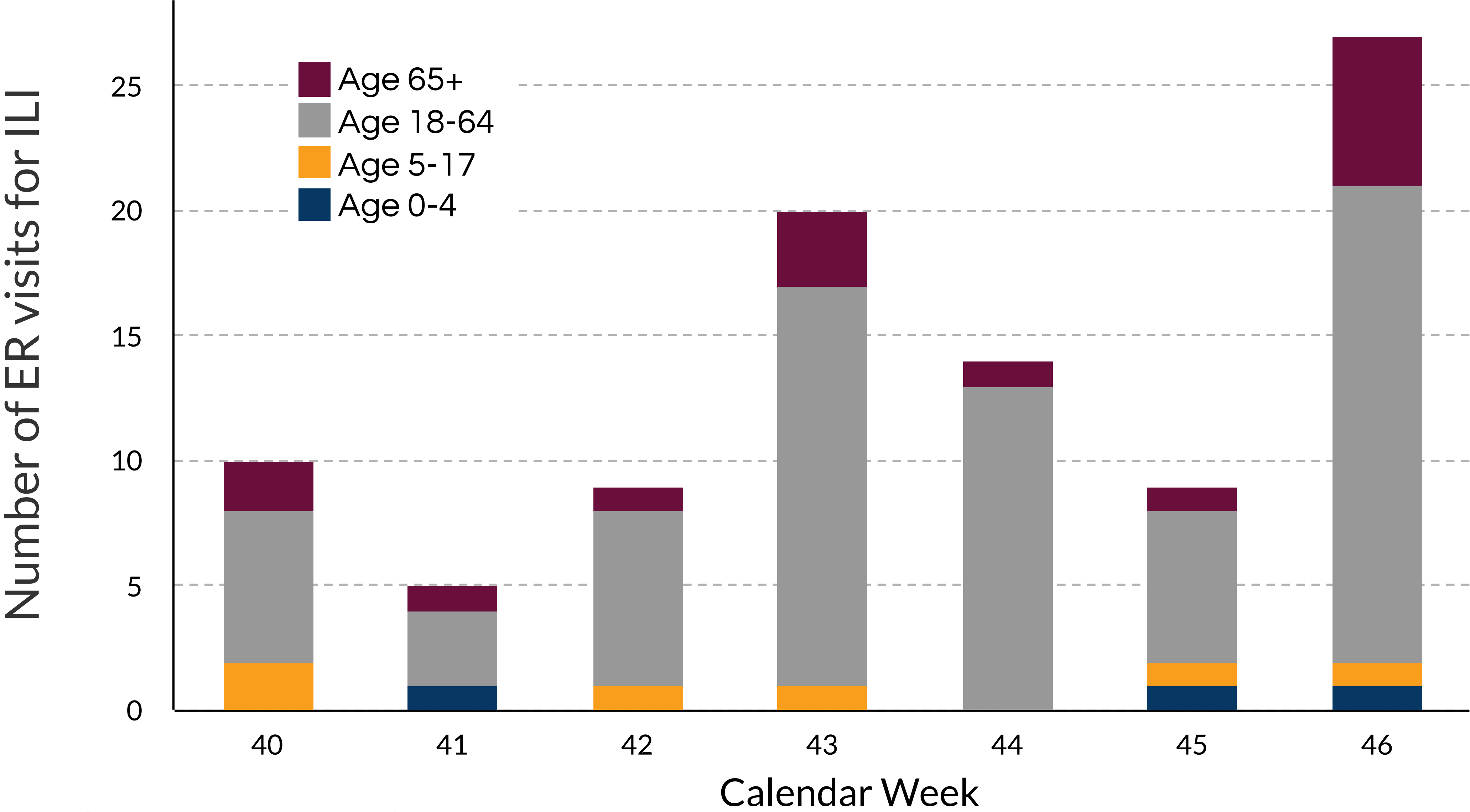
Weekly number of reported flu tests and proportion of positive tests



Percent of reported flu tests positive by week, 2017-2020



Number of ER visits due to influenza-like illness (ILI)* by age group and week among Central Oregon (Crook, Deschutes, and Jefferson County) residents



Number of ILI ER visits by county

| | Last week | This week |
|----------------------------|-----------|-----------|
| Crook County residents | 1 | 9 |
| Deschutes County residents | 6 | 12 |
| Jefferson County residents | 2 | 6 |

*Influenza-like Illness (ILI) is monitored through the ESSENCE syndromic surveillance database. This report includes visits by Crook, Deschutes, and Jefferson County residents to any ER across the state of Oregon.