

# Central Oregon Weekly Flu Report

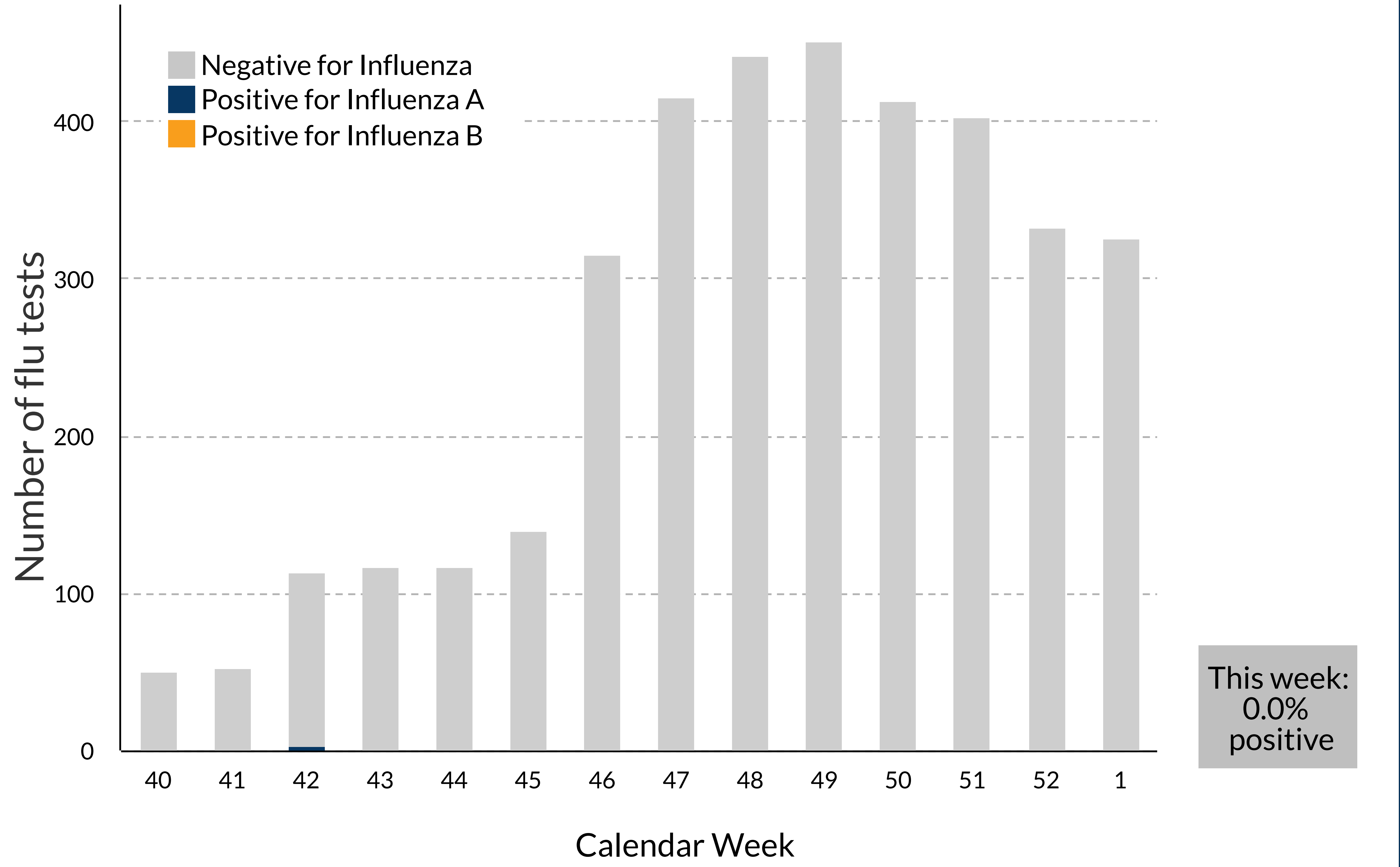
January 8, 2021



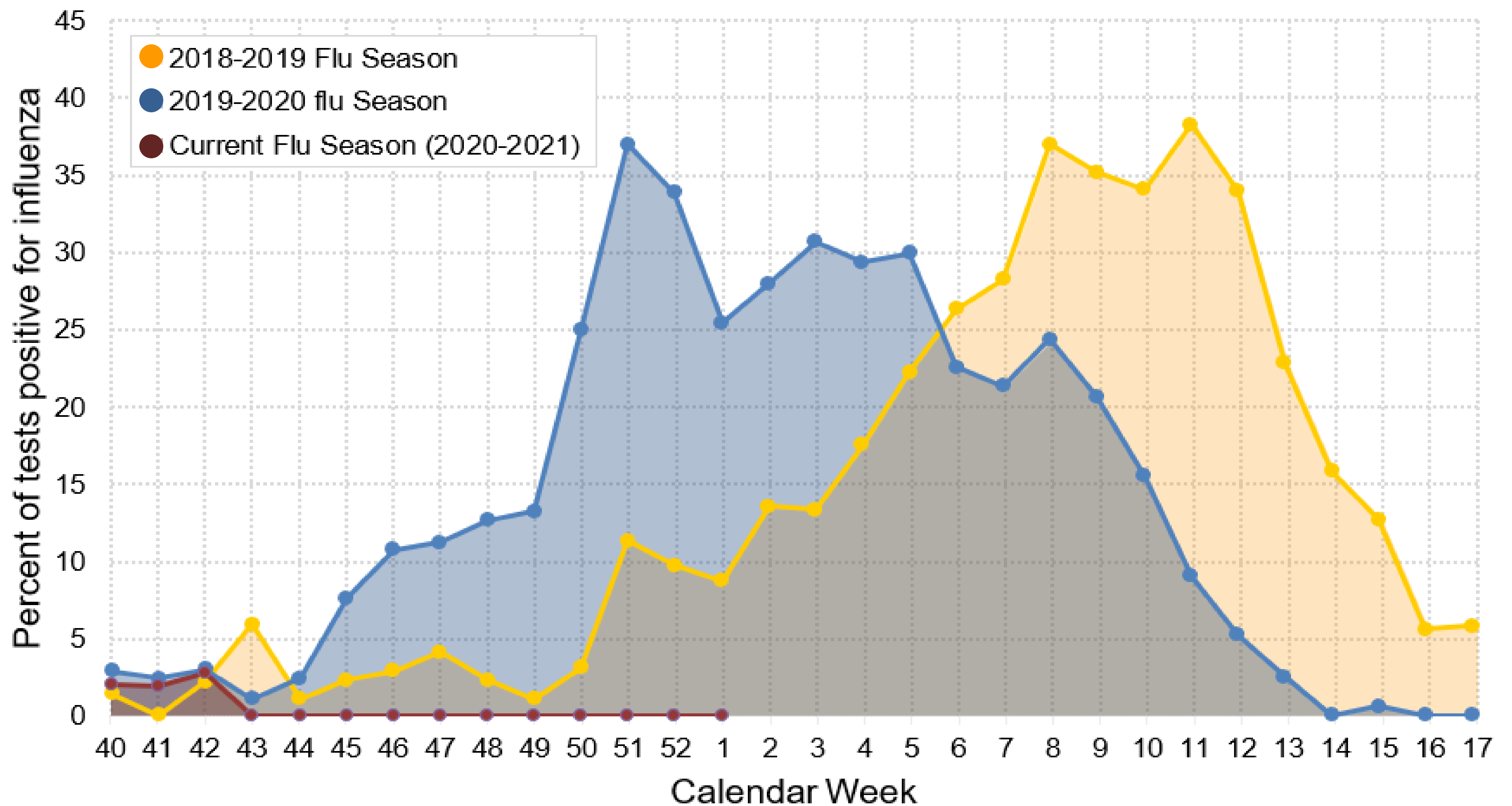
## Flu surveillance summary

	12/13-12/19 (Week 51)	12/20-12/26 (Week 52)	Current Week 12/27-1/2 (Week 1)	Cumulative 2020-2021 flu season
Total number of influenza tests from reporting labs	403	333	326	3,688
Number of positive influenza tests (% positive)	0(0.0%)	0(0.0%)	0(0.0%)	5(0.1%)
Number of Type A positive influenza tests (% of all positive tests)	0(0.0%)	0(0.0%)	0(0.0%)	2(40.0%)
Number of Type B positive influenza tests (% of all positive tests)	0(0.0%)	0(0.0%)	0(0.0%)	3(60.0%)

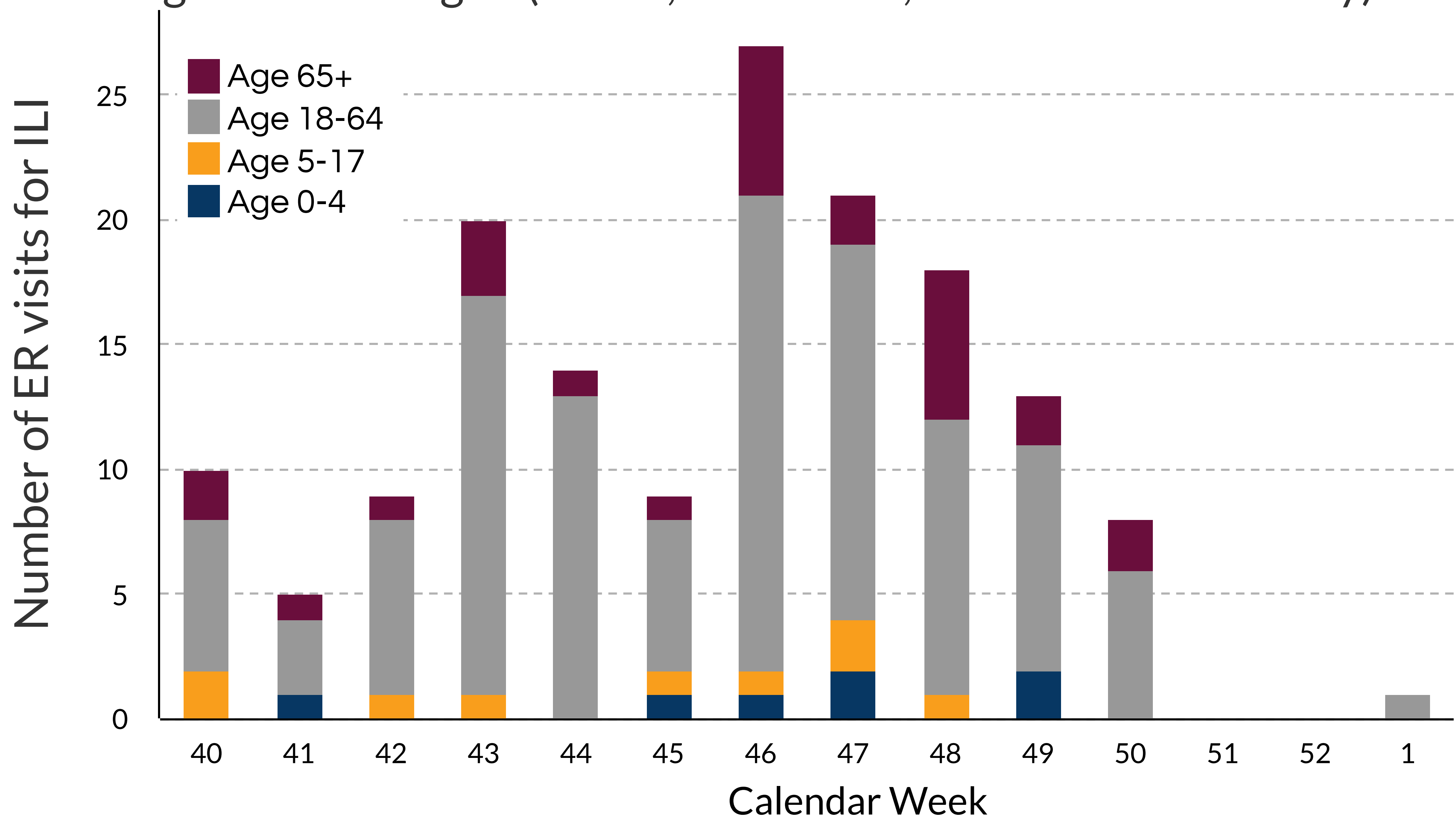
## Weekly number of reported flu tests and proportion of positive tests



## Percent of reported flu tests positive by week, 2017-2020



## Number of ER visits due to influenza-like illness (ILI)\* by age group and week among Central Oregon (Crook, Deschutes, and Jefferson County) residents



### Number of ILI ER visits by county

	Last week	This week
Crook County residents	0	0
Deschutes County residents	0	1
Jefferson County residents	0	0

\*Influenza-like Illness (ILI) is monitored through the ESSENCE syndromic surveillance database. This report includes visits by Crook, Deschutes, and Jefferson County residents to any ER across the state of Oregon.

This report is compiled by the Central Oregon Public Health Departments. Data are preliminary and might change as additional reports are received. Thank you to our local labs and clinics who provided data for this report. If your lab or clinic would like to submit influenza data, please reach out to [flu@deschutes.org](mailto:flu@deschutes.org).